

Higher Ed Spotlight

Single Parent Students



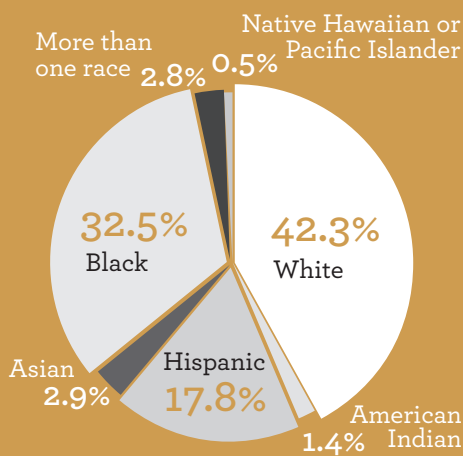
STATISTICS ON UNDERGRADUATE SINGLE PARENTS IN POSTSECONDARY EDUCATION

In the 2011–2012 academic year, U.S. colleges and universities enrolled 3.5 million students who are also single parents, a group that represents 15.2 percent of the undergraduate population. This growing demographic group of post-traditional students must balance academic, family, and work responsibilities at the same time.



DEMOGRAPHIC CHARACTERISTICS

race/ethnicity



gender

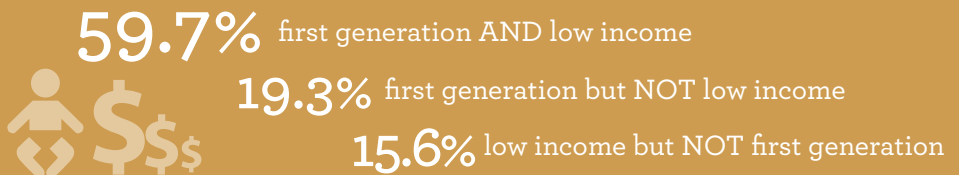
22.4% Men
77.6% Women



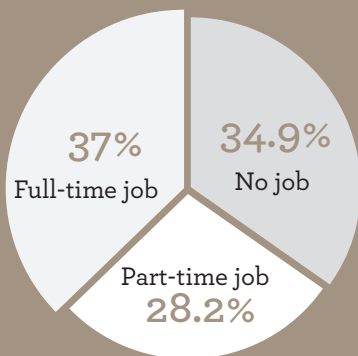
age at start of postsecondary education (average)

24

first-generation and low-income status



WORK RESPONSIBILITIES



FAMILY RESPONSIBILITIES

number of children (average)

1.63

FINANCIAL STATUS

adjusted gross income (median)

\$14,071

ENROLLMENT DECISIONS

50.8%

attended postsecondary institution part-time

54.4%

delayed enrollment in postsecondary education

POSTSECONDARY CHOICE

