

# DACA

Deferred Action for Childhood Arrivals

- Established in 2012 by executive action taken by the Obama administration, the policy was rescinded by President Trump on September 5, 2017, and will end on March 5, 2018. Current DACA recipients whose permit expires between September 5, 2017, and March 5, 2018, can apply for a two-year renewal if they submitted paperwork by October 5, 2017.
- An estimated 790,000 current DACA permits will begin to expire on a rolling basis after March 5, 2018, with approximately 33,000 individuals losing protection, on average, each month until the last one expires in 2020.
- Congress is currently working on drafting legislation to address the expiration of the program.

## WHAT IS DACA?

### Eligibility Qualifications

- Under age 31 as of June 15, 2012
- Entered U.S. prior to age 16
- At least 15 years old at time of request
- Resided continuously in U.S. since June 15, 2007
- Have not committed a felony or significant misdemeanor
- Currently enrolled in high school, have graduated high school, earned a GED, or have been honorably discharged from the U.S. Armed Forces

### What protection does DACA grant?

- Renewable two-year period of deferred action from deportation
- Eligibility for a work permit
- A Social Security card
- A driver's license

## WHO IS DACA?

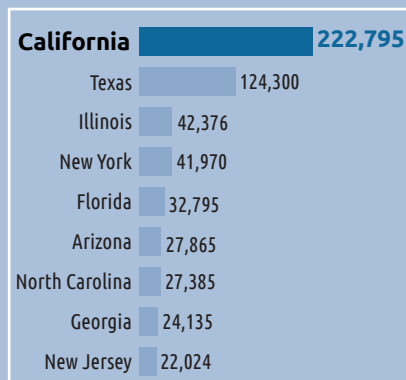
- 1.9 million DACA eligible
- 800,000 DACA status
- Average age of DACA recipients = 25

### Origins and Residences

#### TOP COUNTRIES OF ORIGIN



#### TOP RESIDENCES



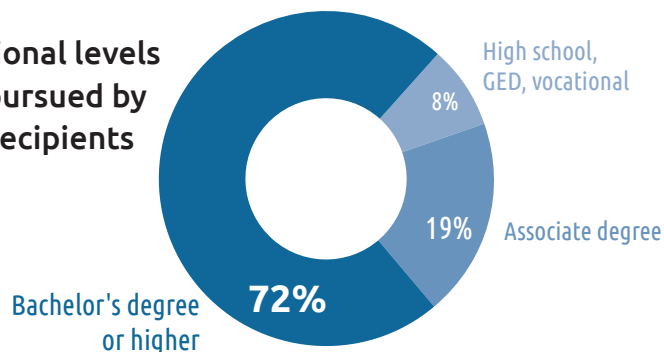
## DACA AND HIGHER EDUCATION

**45%** of DACA recipients are currently enrolled in school or college

### Each year:

- 80,000 DACA recipients become 18 years of age
- 65,000 graduate from high school
- 5-10% enroll in college

### Educational levels being pursued by DACA recipients



# ECONOMIC IMPACT

## EMPLOYMENT AND EARNINGS AFTER RECEIVING DACA STATUS

- 91% of all DACA recipients are currently employed (93% for recipients >25 years old)
- 5% of DACA recipients started their own business (U.S. average is 3.1%)
- 69% of recipients transitioned to a job with better pay
- DACA recipients report 69% increase in wages (\$10.29/hr to \$17.46/hr)
- Average earnings for DACA recipients is \$36,232 (\$41,621 for recipients >25 years old)
- 72% of the top 25 Fortune 500 companies employ DACA recipients

## DACA TERMINATION - IMPACT ON GDP

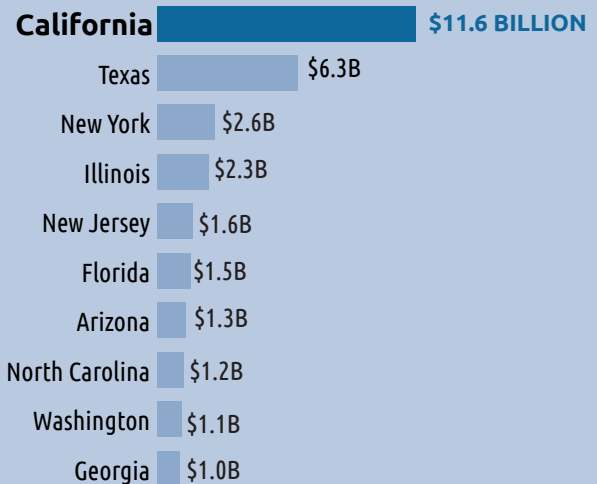
- According to the Cato Institute, deporting those with DACA status would cost over \$60 billion in lost tax revenue and result in a \$280 billion reduction in economic growth over the next decade

## AFTER RECEIVING DACA STATUS

- 16% of recipients purchased their first home
- 65% of recipients purchased their first vehicle

## TOP 10 STATES BY GDP LOSS FROM DACA TERMINATION

Economic effects of ending DACA/estimated loss in GDP from removing DACA workers



# SUPPORT FOR DACA

According to a September 24–26 *Fox News* poll:

- **62%** of voters say it is extremely or very important for Congress to pass immigration law that will address Dreamers
- **86%** of voters support work permits and **79%** support a path to citizenship for undocumented immigrants, under the age of 30 brought here as children, provided they pass a background check

Business and industry leaders support a legislative fix for DACA:

- **Over 800** business and industry leaders sent a letter to congressional leadership on September 20, 2017, asking Congress to provide a permanent legislative solution
- The U.S. Chamber of Commerce has called on the administration and Congress to work together to quickly find a legislative solution before the program expires on March 5, 2018